



Q-designs by Q-railing

**d line**  
RAILING SYSTEM

VOLUME  
**3**

# Content

---

<b>Baluster railing systems - Top mount</b>	<b>page 6</b>
Spigot Fixing	page 8
Spigot Fixing Glass Link	page 12
<b>Baluster railing systems - Fascia mount</b>	<b>page 16</b>
Two Point Fixing	page 18
Blok Fixing	page 22
Blok Fixing Full Glass	page 26
<b>Structural glass railing systems</b>	<b>page 30</b>
Blok Easy Glass	page 32
<b>Handrail systems</b>	<b>page 36</b>
Glass rail	page 38
Wall rail	page 42
Bends	page 46
End pieces	page 48

---

# Railing design at its best

Exquisitely simple... timelessly elegant... breathtakingly attractive. Designed by Knud Holscher, our top-of-the-line d line railing system is turning heads in buildings around the globe. With a design language built on simplicity, transparency and modularity, d line is a delight to install, use and see.

As one would expect from Knud Holscher, this design-registered product features a perfectly balanced combination of materials: satin polished stainless steel for the machined components and structural members, and a glass bead blasted finish for the investment-cast intelligent elements.

The d line railing system by Knud Holscher  
Renowned Danish designer Knud Holscher, one of the most influential designers in the world, is known for creating products with a clear and unambiguous design identity and a close attention to materials and details. His work artfully balances the needs of the end user with a very clean aesthetic, always mindful of the product's use and place.

*design by knud holscher*



# Q

## Blueprint for quality

Behind d line's stunning aesthetics is an extreme practicality that thrills designers and builders alike. Like all of Q-railing's products, d line is constructed of a series of standardized, modular components. On-site fabrication and welding are both eliminated.

In addition, the handrail system brilliantly accommodates the challenging structural variations of staircase geometries. The Omnibend, for example, uses a number of tapered disks to create virtually any bend angle. With d line the balustrade as a whole can mould itself to the inherent architecture, maintaining the aesthetic in even the most demanding situations.



reddot

Since 1955 industrial designers from around the world have been vying to receive the prestigious red dot design award. Awarded by the Design Zentrum Nordrhein Westfalen in Essen, Germany, the coveted red dot has become an internationally-recognised quality seal. The d line received the red dot in 2003 – and was the only railing system honored in this way.



# d line

RAILING SYSTEM

How will you incorporate the d line railing system into your next project? With its distinctive baluster posts, structural glass railing and versatile handrail system, d line gives you plenty of options. Available in high-grade, corrosion-resistant stainless steel 316 quality, d line is manufactured to the highest standards for both indoor and outdoor use.

## Baluster railing systems

d line's sleek, ultra-flat baluster post system turns glass panels into a seemingly uninterrupted glass surface. While the two circular cut-outs at the top of each post can be considered a simple design feature, they also reflect the overall design identity that Knud Holscher created for d line: excellent quality, ultimate modularity and timeless aesthetics, with no visible screws to spoil the look.

## Structural glass railing systems

A strikingly elegant glass mounting solution, the Blok Easy Glass uses a vertical metal block to attach the glass to the wall. With its brushed and glass bead blasted finish, the block adds another dimension to the stainless steel railing system.

## Handrail systems

Be sure to look at the details of each d line handrail system, because it is there that the true brilliance of these handrail systems can be found. Notice its complete modularity, and see how cleverly the handrail can be formed for any angle. Notice, also, what you don't see. Thanks to an innovative secret fix between brackets and handrail, connections are both seamless and invisible.

Q



# Baluster railing systems Top mount



# Spigot Fixing

Firmly imbedded in concrete or attached to a steel structure, the d line top mount spigot solution combines safety, functionality and sleek aesthetics into a distinctive glass railing system. As with most of the d line upright mounting options, the glass extends panel-to-panel rather than being mounted between uprights.





Aesthetically pleasing, d line's Spigot Fixing has no visible screws, and its glass panels are held firmly in place with a minimalistic glass clamp system. A base cover rosette is available to conceal the floor surface, and the railing can be completed with d line Handrail. Intermediate and end post balusters are both available in a choice of 1200 or 1400 mm heights.

Installation is simplified by d line's complete modularity, which eliminates both welding and drilling. Made of high-grade, corrosion-resistant stainless steel 316 quality and designed for heavy indoor or outdoor use, the d line Spigot Fixing is an excellent choice for stairs, ramps and atriums.



A distinctive  
glass railing  
system



## Specs Spigot Fixing

- For heavy use
- For indoor and outdoor use
- Top mount solution, for stairs and balustrades
- Material: stainless steel (316 quality), glass
- Mono or laminated glass
- Can be completed with additional handrail
- Suitable for concrete floor or steel structure
- Estimated fabrication and installation time:  
1.5 to 2 hours per meter (3.3 linear feet)



“Turn glass panels into a seemingly uninterrupted glass surface.”



# Spigot Fixing Glass Link



With its seamless design and attractive finish, d line's Spigot Fixing Glass Link provides a stylish solution for mounting glass panels.

The d line Glass Link turns the Spigot Fixing baluster post into a support between two glass panels. Each Glass Link is placed on a baluster post, and then rotated so that it is attached to the glass at an angle that is parallel to the angle of the staircase itself. The end result: Stunning!

Made of 316 quality stainless steel, the Spigot Fixing Glass Link is a top mount solution for staircases and balustrades where the uprights will either be embedded in a concrete floor or attached to a steel structure. To meet the needs of most installations, the intermediate and end posts are available in both 1200 and 1400 mm lengths. Designed for heavy indoor or outdoor use, this railing solution is easily installed without any welding or drilling required.





## Specs

# Spigot Fixing Glass Link

- For heavy use
- For indoor and outdoor use
- Top mount solution, for stairs and balustrades
- Material: stainless steel (316 quality), glass
- Mono or laminated glass
- Can be completed with additional handrail
- Suitable for concrete floor or steel structure
- Estimated fabrication and installation time:  
1.5 to 2 hours per meter (3.3 linear feet)





“Award-winning design for indoor  
or outdoor installations.”

Q



**d line**  
RAILING SYSTEM

Baluster railing  
systems  
**Fascia mount**





# Two Point Fixing

The d line Two Point Fixing is a fascia mount railing system that is easily leveled. This makes the Two Point Fixing the most flexible adapter within the d line railing system, able to easily adapt to a wide variety of challenging constructions.



True to designer Knud Holscher's well-known attention to detail, the two points of these adapters mirror the two holes that are at the top of d line's baluster posts. This attention to detail continues with the fixing's elegant satin and glass bead blasted finish, and the use of high-grade 316 quality stainless steel.

Baluster posts are available in two heights (1200 or 1400 mm) and in both intermediate and end post versions. Designed for light and medium indoor or outdoor use, the Two Point Fixing is an eye-catching option for your staircase or balustrade design.



Able to  
easily adapt





## Specs

# Two Point Fixing

- For light and medium use
- For indoor and outdoor use
- Fascia mount solution, for stairs and balustrades
- Material: stainless steel (316 quality), glass
- Mono or laminated glass
- Can be completed with additional handrail
- Suitable for concrete floor or steel structure
- Estimated fabrication and installation time:  
1.5 to 2 hours per meter (3.3 linear feet)





“A stylish solution for  
complex situations.”



# Blok Fixing



For fascia mount baluster posts, d line's Blok Fixing is a design structural solution with a single anchor connection that gets the job done with style and grace.



With the Blok Fixing, glass is mounted directly to the baluster post, which is then mounted to the fascia using the post's distinctive oval-shaped block. For staircases, the railing can be completed with d line Handrail. Uprights can be ordered in either 1200 or 1400 mm heights, with both intermediate and end posts available.

Made from high-grade stainless steel 316 quality, Blok Fixing features a combination of satin polished and glass bead blasted finishes, creating a timeless look for both indoor and outdoor installations. The Blok Fixing is adjustable and designed for staircases and balustrades that will have light or medium use.

Expand the  
possibilities



## Specs Blok Fixing

- For light and medium use
- For indoor and outdoor use
- Fascia mount solution, for stairs and balustrades
- Material: stainless steel (316 quality), glass
- Mono or laminated glass
- Can be completed with additional handrail
- Suitable for concrete floor or steel structure
- Estimated fabrication and installation time:  
1.5 to 2 hours per meter (3.3 linear feet)



“Modular components  
eliminate the need for on-site  
fabrication and welding.”

Q

# Blok Fixing Full Glass





The d line Blok Fixing Full Glass is used to extend the glass below floor level to create an uninterrupted guard with a spectacular glazed effect.



With this elegant single anchor fixed railing system the glass is mounted to the fascia with a distinctive oval-shaped block. For ease of installation, the fixing is adjustable and has level adjustments incorporated into its design. As with all d line systems, the modular components eliminate on-site welding and fabrication.

To accommodate different size glass panels, the intermediate and end baluster posts for the Blok Fixing Full Glass are available in 1200 and 1400 mm versions. Both the upright and the block are made of high-quality stainless steel with a striking finish. Blok Fixing Full Glass is designed for heavy use indoor or outdoor staircases and balustrades.





## Specs


# Blok Fixing Full Glass

- For heavy use
- For indoor and outdoor use
- Fascia mount solution, for stairs and balustrades
- Material: stainless steel (316 quality), glass
- Mono or laminated glass
- Can be completed with additional handrail
- Upright cannot be used with Spigot Fixing Glass Link
- Suitable for concrete floor or steel structure
- Estimated fabrication and installation time:  
1.5 to 2 hours per meter (3.3 linear feet)



“The glass extends over the fascia to create a dazzling glazed effect.”

Q



# Structural glass railing systems





# Blok Easy Glass



Blok Easy Glass uses vertical block fixings to fascia mount extremely strong, specially-cut glass panels, completely eliminating the need for upright baluster posts. This minimalist design, coupled with an attractive d line handrail, makes a simple and elegant structural glass railing system.



For completely  
unimpeded  
views

Blok Easy Glass is designed for indoor and outdoor staircases and balustrades that are anticipated to have light or medium use. The block is single anchor fixed, and its angle can be adjusted, making the installation easy to modify at any time.

Blok Easy Glass is made of corrosion-resistant 316 quality stainless steel, with a smooth satin polished and glass bead blasted finish. Components install easily, with no drilling or tapping required.



## Specs Blok Easy Glass

- For light and medium use
- For indoor and outdoor use
- Fascia mount solution, for stairs and balustrades
- Material: stainless steel (316 quality), glass
- Mono or laminated glass
- Can be completed with additional handrail
- Suitable for concrete floor or steel structure
- Estimated fabrication and installation time:  
1 to 1.5 hours per meter (3.3 linear feet)





“A strikingly elegant glass  
mounting solution.”

Q

Handrail systems

**d line**  
RAILING SYSTEM





# Glass rail

Handrails can be beautiful design elements as well as important safety features. Mounted directly on the glass, d line's glass rail continues the clean and simple aesthetic that Knud Holscher created for the railing system as a whole.

There are three variations of glass rail handrail brackets; all are available as either intermediate or end parts. Where a handrail is desired on both sides of a glass balustrade, a back-to-back fixing is used. In this case, the two brackets are connected to each other by a bolt through the glass. The back-to-back fixing is designed for situations where the glass runs below the handrail.

For handrails that will only be mounted on one side of a glass balustrade, d line offers brackets in two different lengths. A short version is used when the glass runs below the handrail. A long version is used to provide more space for the hand in installations where the glass continues above the handrail.




The handrail  
continues  
the aesthetic





## Specs Glass rail

- For light and medium use
- For indoor and outdoor use
- Material: stainless steel (316 quality)
- Mono or laminated glass
- Suitable for 10 - 25.52 glass
- Estimated fabrication and installation time:  
0.5 hour per meter (3.3 linear feet)



“Timeless elegance  
and reliable safety.”



Wall rail





The d line wall rail continues the seamless design and attention to detail that are the hallmarks of this award-winning railing system. A perfect match for the d line uprights, the wall rail is made of satin polished and glass bead blasted 316 quality stainless steel.





The wall rail can be installed indoors or outdoors, with or without a base rosette. The rosette fixing, which is attached to the wall using three fixing screws, is ideal for soft wall construction. The secret fixing, which installs with just one solid screw, is designed for use on concrete or hard wall construction. Both intermediate and end brackets are available.





## Specs Wall rail

- For heavy use
- For indoor and outdoor use
- Material: stainless steel (316 quality)
- Estimated fabrication and installation time:  
0.5 hour per meter (3.3 linear feet)



“The perfect finish for  
the d line balustrade.”

Q

Bends

Staircases often pose unique challenges in angles and geometry. The bend solutions of the d line handrail system easily accommodate a wide range of situations without any aesthetic compromises.



For straight handrails, changes of direction can be handled in one of three ways. Handrail components with 45 and 90 degree bends are available as standard items, ready to cut to length during installation. For other angles you can either form a bend in the rail or use the unique Omnibend component, which can be easily adjusted to any angle on site.

d line can also be used to create a dramatic curved balustrade, whether horizontal as for balconies, or helical such as for spiral staircases. To ensure that the specifications are accurate, early consultation is highly recommended.



End pieces

Of course, d line also provides a number of end pieces for handrail terminations, which are produced as standard components in preset lengths, ranging from 150 mm to 350 mm in 50 mm increments.



#### Ends of balustrade handrails

Either cantilever and cap square, or partially turn down to emphasise the end of the stair.

#### Wall-mounted handrails

Either finish them with capped ends or use 45 or 90 degree bends to return the handrail edge to the wall.

Regardless of which you choose, all of these options feature seamless handrail connections and seamless connections from the bracket to the handrail.



Q



[www.q-designs.com](http://www.q-designs.com)

Download CAD drawings, technical specifications and more for d line and all other Q-railing systems.



WWW.Q-DESIGNS.COM

**Q-railing Central Europe**  
Marie-Curie-Straße 8-14  
46446 Emmerich am Rhein  
Germany  
Tel. +49 (0) 2822 91 569 0  
Fax +49 (0) 2822 91 569 70  
sales@q-railing.de

**Q-railing UK**  
Unit 707 - Centre 500  
Lowfield Drive  
Newcastle-Under-Lyme  
ST5 0UU  
United Kingdom  
Tel. +44 (0) 800 7814 245  
Fax +44 (0) 800 7814 246  
sales@q-railing.co.uk

**Q-railing Belgium (Meert bvba/sprl)**  
Vijfhuizen 10  
9420 Erpe-Mere  
Belgium  
Tel. +32 (0) 53 80 28 03  
Fax +32 (0) 53 80 67 30  
sales@q-railing.be

**Q-railing Austria / South-East Europe**  
IZ-NÖ-Süd, Straße 7, Objekt 58 B  
2355 Wiener Neudorf  
Austria  
Tel. +43 (0) 2236 660 455 100  
Fax +43 (0) 2236 660 455 400  
sales@q-railing.at

**Q-railing Scandinavia**  
Smedeland 26 A  
2600 Glostrup  
Denmark  
Tel. +45 44 44 37 70  
Fax +45 44 44 37 79  
sales@q-railing.dk

**Q-railing Norge (PKS)**  
Kniveveien 29  
3036 Drammen  
Norway  
Tlf. +47 (0) 32 26 00 60  
Fax +47 (0) 32 26 00 61  
sales@q-railing.no

**Q-railing Polska**  
Aleja Wojska Polskiego 498  
82-200 Malbork  
Poland  
Tel. +48 55 246 00 50  
Fax +48 55 279 16 73  
sales@q-railing.pl

**Q-railing France**  
5 Rue Pierre et Marie Curie  
La Vigie  
67540 Ostwald  
France  
Tel. +33 (0) 3 88 55 10 60  
Fax +33 (0) 3 88 67 10 69  
sales@q-railing.fr

**Q-railing Italia**  
Via Monte Pastello 18-20  
37057 San Giovanni Lupatoto  
Verona  
Italy  
Tel. +39 045 822 00 42  
Fax +39 045 826 63 31  
sales@q-railing.it

**Q-railing España**  
c/ Can Pau Birol, 16  
Poligono Industrial Mas Xirgu II  
17005 Girona  
Spain  
Tel. +34 972 402198  
Fax +34 972 239492  
sales@q-railing.es

**Q-railing USA**  
1382 Valencia Avenue, Unit N  
Tustin, CA 92780  
USA  
Tel. +1 714 259 1372  
Fax +1 714 259 1720  
sales@q-railingusa.com

**Q-railing Nigeria**  
51-52 Marina Street (1st floor)  
Kingsway Building, Lagos  
Nigeria  
Tel. +234 1 212 25 35  
Fax +234 1 628 16 36  
sales@q-railing.com.ng

**Q-railing India**  
C/239, T.T.C Industrial Area  
MIDC, Pawane Village  
Navi Mumbai - 400705  
India  
Tel. +91 22 4097 8800  
Fax +91 22 2768 4367  
sales@q-railing.in

**Q-railing Business**  
Marie-Curie-Straße 8-14  
46446 Emmerich am Rhein  
Germany  
Tel. +49 (0) 2822 91 569 650  
Fax +49 (0) 2822 91 569 675  
sales@q-railingbusiness.com  
Sales other non-European countries